

G5 HEAVY DUTY SERIES UNIT COOLER



CAPACITY

FNX – Medium Temperature: 22.5kW-102.5kW

FLX....P – Medium Temperature with Partial Defrost: 14.1kW-69.2kW

FLX – Low Temperature: 9.6kW-52.3kW

FLX....G – Enhanced Low Temperature (staggered fin configuration): 13.8kW-47.0kW

FLX....B – Semi Blast Freezing (staggered fin configuration): 14.0kW-47.5kW

Effective Air Throw: 32m to 38m

01

G5HEAVY DUTY PROFILE SERIES
UNIT COOLER**G5****HEAVY DUTY SERIES****UNIT COOLER****FNX / FLX...P / FLX / FLX...G / FLX...B**

General Features

Coils are designed with the Latest Smart Circuitry. It allows maximum massflow rate of refrigerant to be evenly distributed throughout the evaporator, maximizing coil efficiency thus providing higher efficiency and capacity with a smaller physical unit cooler dimension.

Copper tubes comply with JIS. C12T. This series of G5 products introduce a combination of plain and IGT tube technology to enhance thermal efficiency and better tube side turbulence while maintaining better economy in our products.

Casing comes in high quality powder coated Aluminum, according to AA 1100 Standard. Centre plates are built in to enhance air side performance and structural strength for models with 2 or more fans.

Defrosting is by electrical sheathed stainless steel heater elements fitted with molded insulated connection and ultra low temperature silicone leads (rated to -80°C), to ensure effective defrosting and durability. Water resulting from defrosting is channeled to the drain pan with a centrally positioned outlet for positive draining from all points.

Fins are produced from high-grade Aluminum (Aluminum Association –AA 1100 Standard) with Double Sine Wave Pattern and Rippled Fin Edges to provide higher heat transfer efficiency.

Fan motors are of high quality ensuring long life and durability for both high and low temperature application.

Electrical junction boxes are mounted inside the unit coolers and accessible by hinged door panel.

Both side panels come with hinges, created to allow for easy access and service of components without removing the panels.

Mounting stands for the unit coolers are available as optional accessories to facilitate the installation.

G5 products have a wide application range for most new generation refrigerants (except NH_3) and offer better refrigerant Glide Slope management where applicable.

Capacity Ratings are thermally guaranteed by Eden and tested in accordance to ASHRAE dry box standards.

Quality Assurance for all Eden products are designed, manufactured and tested in our factories that are ISO9001 certified.

One Year Warranty for all Eden Heat Exchanger products. Terms and conditions apply.

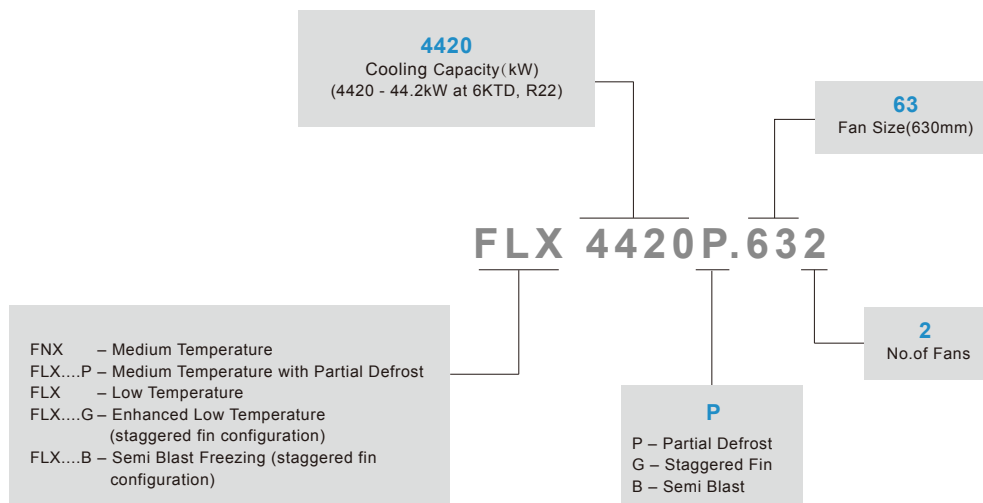




Options

- a Copper-Fin Coil
- b Epoxy-Coated Aluminum Fin Coil
- c Hot Gas Bypass
- d Dual Fin (Staggered Fin)
- e Stainless Steel Casing
- f Special Circuitry for Enhanced Low Temperature or Overfeed Systems
- g Chilled Water Coils, Brine Coils or Liquid Overfeed Coils on most models
- h Mounting Stands

Nomenclature



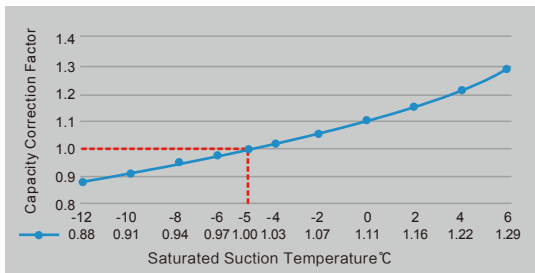
Technical Data

FNX - Medium Temperature Unit Cooler

Air Defrost 6FPI (4.23mm), Room Temperature +3°C

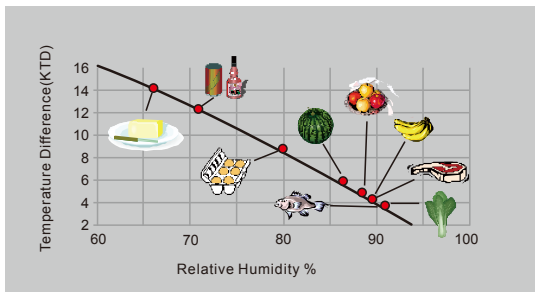
Model	Capacity				No. of Fans 630mm	Fan Data						
	R22		R404A / R507			Fan Motor			Fan Speed	Air Flow		Air Throw**
	ASHRAE (ET=-5°C, RT=3°C)	EUROVENT SC2* (ET=-8°C, RT=0°C)	ASHRAE ET= -5°C, RT=3°C	EUROVENT SC2* ET= -8°C, RT=0°C		(V/Ph/Hz)	(Watts)	(Amps)	(rpm)	(L/s)	(m³/h)	(m)
	Watts (8KTD)	Watts (8KTD)	Watts (8KTD)	Watts (8KTD)								
FNX 2250.631	22,500	24,320	22,250	24,050	1	400/3/50	620	1.25	900	2,670	9,612	32
FNX 2820.631	28,200	30,480	27,890	30,140	1	400/3/50	620	1.25	900	2,634	9,483	32
FNX 3130.631	31,300	33,840	30,960	33,470	1	400/3/50	620	1.25	900	2,550	9,177	32
FNX 3480.631	34,800	37,620	34,420	37,210	1	400/3/50	620	1.25	900	2,438	8,777	32
FNX 4520.632	45,200	48,860	44,700	48,320	2	400/3/50	1,240	2.50	900	5,388	19,396	34
FNX 5410.632	54,100	58,480	53,500	57,840	2	400/3/50	1,240	2.50	900	5,296	19,069	34
FNX 6330.632	63,300	68,430	62,600	67,680	2	400/3/50	1,240	2.50	900	5,193	18,698	34
FNX 7070.632	70,700	76,430	69,920	75,590	2	400/3/50	1,240	2.50	900	5,045	18,164	34
FNX 7750.633	77,500	83,780	76,650	82,860	3	400/3/50	1,860	3.75	900	7,685	27,666	35
FNX 9060.633	90,600	97,940	89,600	96,860	3	400/3/50	1,860	3.75	900	7,563	27,227	35
FNX 10250.633	102,500	110,800	101,370	109,580	3	400/3/50	1,860	3.75	900	7,453	26,831	35

Application & Correction Factor Guideline



FNX Correction Chart

Refrigerant	Capacity Multiplier
R22 / R407F	1
R407B	0.950
R407C	0.930
R134A	0.975
R404A	0.989
R507	0.989
R448A	1.019
R449A	0.920



Relative Humidity %RH vs KTD

Products	Storage Temperature (°C)	Recommended RH %
Apple	1.5	87%
Banana	5.0	88%
Dairy Product	2.0	65%
Egg, Shell	5.0 to 6.0	80%
Fish, Fresh	0 to 1.0	90 - 95%
Beef, Fresh	0 to 1.0	88 - 92%
Chicken	-1.0 to 1.0	95%
Watermelon	3.0 to 5.0	85%
Vegetables	1.0 to 2.0	90 - 95%
Bottle/Can Drink	3.0 to 4.0	70%

Capacity Ratings & Conditions

All Eden Heat Exchangers are tested in Accordance to ASHRAE Dry Box Standard (Recommended for Asia Usage)

ASHRAE Condition - Air Inlet Temperature = +3°C and Evaporating Temperature = -5°C

* **EUROVENT Data is used for Comparison Purposes**

* EUROVENT Data is based on SC2 Nominal Capacity

SC2 Condition - Air Inlet Temperature = +0°C and Evaporating Temperature = -8°C

** Air Throw indicated is the distance from the unit to the furthest point where an air velocity of 0.5m/s can still be measured

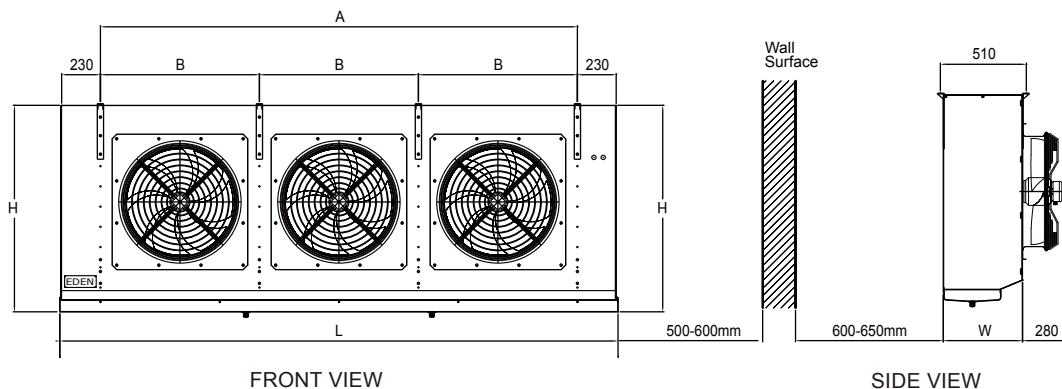
Technical Data

FNX - Medium Temperature Unit Cooler

Air Defrost 6FPI (4.23mm), Room Temperature +3°C

Model	Connection Details			Dimensional Details (mm)								Weight (Kg)*
	Connection (mm)			A	B	H	W	L	H*	W*	L*	
	Liquid	Suction	Drain Pipe									
FNX 2250.631	15.8	28.6	25.4	1,130	-	1,230	470	1,610	1,440	890	1,700	95
FNX 2820.631	15.8	34.9	25.4	1,130	-	1,230	470	1,610	1,440	890	1,700	107
FNX 3130.631	19.0	34.9	25.4	1,130	-	1,230	470	1,610	1,440	890	1,700	118
FNX 3480.631	19.0	34.9	25.4	1,130	-	1,230	470	1,610	1,440	890	1,700	130
FNX 4520.632	19.0	34.9	25.4	2,130	1,065	1,230	470	2,610	1,440	890	2,700	165
FNX 5410.632	22.2	41.3	25.4	2,130	1,065	1,230	470	2,610	1,440	890	2,700	187
FNX 6330.632	22.2	41.3	25.4	2,130	1,065	1,230	470	2,610	1,440	890	2,700	208
FNX 7070.632	22.2	41.3	25.4	2,130	1,065	1,230	470	2,610	1,440	890	2,700	230
FNX 7750.633	28.6	41.3	25.4	2,829	943	1,230	470	3,310	1,440	890	3,400	252
FNX 9060.633	28.6	41.3	25.4	2,829	943	1,230	470	3,310	1,440	890	3,400	280
FNX 10250.633	28.6	41.3	25.4	2,829	943	1,230	470	3,310	1,440	890	3,400	309

*Packed Dimensions / Weight



Additional Information

Example

Application: Vegetable Chiller Room
 Type of Refrigerant: R22
 Calculated Cooling Capacity: 28.1 kW (Inclusive of the fan and heater load)
 Required Room Temperature: +2°C
 Required Room Humidity: 90%
 Based on %RH Vs KTD Chart on Page 3, 4KTD is required to achieve 90% RH; thus
 Evaporating Temperature (SST)=-2°C (Required Room Temp minus 4KTD)

Selection of the Eden G5 Unit Cooler as follows

- Refer to Chart & Table on Page 3 to determine the following:
 - Capacity Correction Factor: 1.07 (ET/SST Correction Factor -5°C → -2°C)
 - Refrigerant Capacity Multiplier: 1 (R22→R22)
- Calculation of Required Cooling Capacity
 $28.1 \text{ kW} \div 1.07 \div 1 = 26.3 \text{ kW}$ (Inclusive of the fan and heater load)
- Calculate the unit cooler capacity needed at 8KTD (FNX rated at 8KTD)
 $26.3 \text{ kW} \div 4 \times 8 = 52.6 \text{ kW}$
- Hence **FNX 5410.632** will be the selected unit cooler for the above application
 This means that **FNX 5410.632** with rated capacity of 54.1kW for R22, 8KTD will have the capacity of
 $54.1 \text{ kW} \times 1.07 \times 1 \times 4 \div 8 = 28.9 \text{ kW}$ (For R22, 4KTD, ET = -2°C, RH=90%)

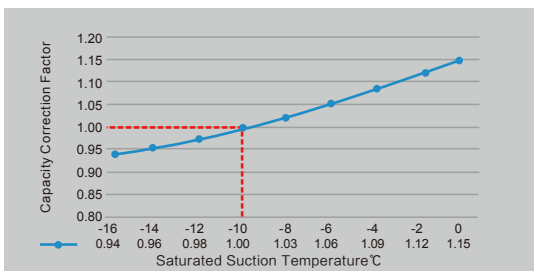
Technical Data

FLX...P - Partial Defrost Unit Cooler

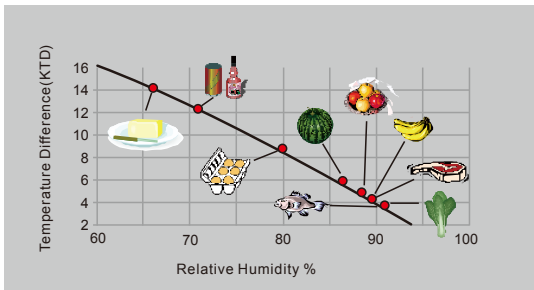
Electric Defrost 6FPI (4.23mm) Room Temperature -4°C

Model	Capacity				No. of Fans 630mm	Fan Data						
	R22		R404A / R507			Fan Motor			Fan Speed	Air Flow		Air Throw**
	ASHRAE (ET=-10°C, RT=-4°C)	EUROVENT SC2* (ET=-8°C, RT=0°C)	ASHRAE (ET=-10°C, RT=-4°C)	EUROVENT SC2* (ET=-8°C, RT=0°C)		(V/Ph/Hz)	(Watts)	(Amps)	(rpm)	(L/s)	(m³/h)	(m)
	Watts (6KTD)	Watts (8KTD)	Watts (6KTD)	Watts (8KTD)								
FLX 1410P.631	14,100	22,270	13,940	22,030	1	400/3/50	620	1.25	900	2,670	9,612	32
FLX 2120P.631	21,200	33,480	20,970	33,110	1	400/3/50	620	1.25	900	2,550	9,177	32
FLX 2810P.631	28,100	44,380	27,790	43,890	1	400/3/50	620	1.25	900	2,438	8,777	32
FLX 3960P.632	39,600	62,540	39,160	61,850	2	400/3/50	1,240	2.50	900	5,296	19,069	34
FLX 4420P.632	44,200	69,810	43,710	69,040	2	400/3/50	1,240	2.50	900	5,193	18,698	34
FLX 4880P.632	48,800	77,070	48,260	76,220	2	400/3/50	1,240	2.50	900	5,045	18,164	34
FLX 5260P.633	52,600	83,070	52,020	82,160	3	400/3/50	1,860	3.75	900	7,685	27,666	35
FLX 6110P.633	61,100	96,500	60,430	95,440	3	400/3/50	1,860	3.75	900	7,563	27,227	35
FLX 6920P.633	69,200	109,290	68,440	108,090	3	400/3/50	1,860	3.75	900	7,453	26,831	35

Application & Correction Factor Guideline



FLX...P Correction Chart



Relative Humidity %RH vs KTD

Refrigerant	Capacity Multiplier
R22 / R407F	1
R407B	0.950
R407C	0.930
R134A	0.975
R404A	0.989
R507	0.989
R448A	1.019
R449A	0.920

Products	Storage Temperature (°C)	Recommended RH %
Apple	1.5	87%
Banana	5.0	88%
Dairy Product	2.0	65%
Egg, Shell	5.0 to 6.0	80%
Fish, Fresh	0 to 1.0	90 - 95%
Beef, Fresh	0 to 1.0	88 - 92%
Chicken	-1.0 to 1.0	95%
Watermelon	3.0 to 5.0	85%
Vegetables	1.0 to 2.0	90 - 95%
Bottle/Can Drink	3.0 to 4.0	70%

Capacity Ratings & Conditions

All Eden Heat Exchangers are tested in Accordance to ASHRAE Dry Box Standard (Recommended for Asia Usage)

ASHRAE Condition - Air Inlet Temperature = -4°C and Evaporating Temperature = -10°C

* **EUROVENT Data is used for Comparison Purposes**

* EUROVENT Data is based on SC2 Nominal Capacity

SC2 Condition - Air Inlet Temperature = +0°C and Evaporating Temperature = -8°C

** Air Throw indicated is the distance from the unit to the furthest point where an air velocity of 0.5m/s can still be measured

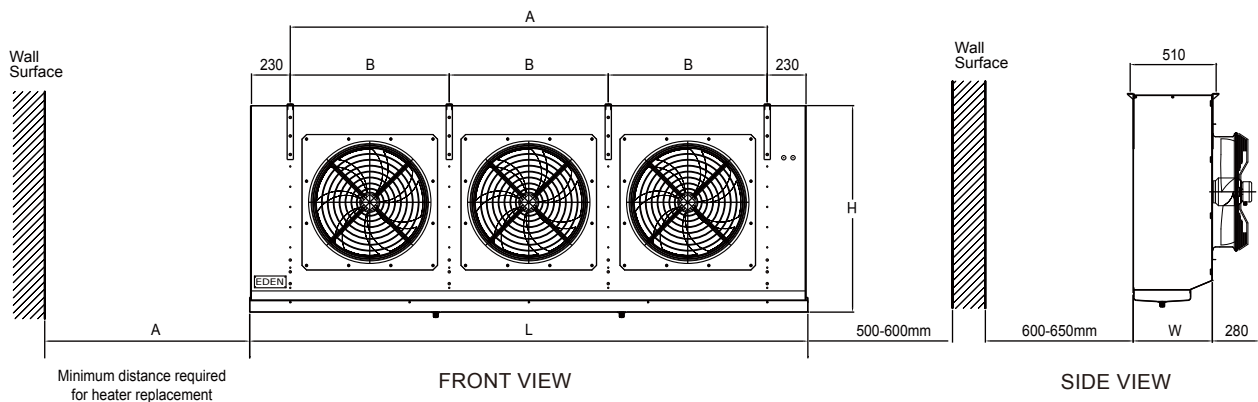
Technical Data

FLX....P - Partial Defrost Unit Cooler

Electric Defrost 6FPI (4.23mm) Room Temperature -4°C

Model	Connection Details			Heater Details		Dimensional Details (mm)								Weight (Kg)*
	Connection (mm)			Coil Heater (Watts)	Drain Pan Heater (Watts)	A	B	H	W	L	H*	W*	L*	
	Liquid	Suction	Drain Pipe											
FLX 1410P.631	15.8	28.6	25.4	3 x 1,590	1 x 800	1,130	-	1,230	470	1,610	1,440	890	1,700	98
FLX 2120P.631	19.0	34.9	25.4	3 x 1,590	1 x 800	1,130	-	1,230	470	1,610	1,440	890	1,700	121
FLX 2810P.631	19.0	34.9	25.4	3 x 1,590	1 x 800	1,130	-	1,230	470	1,610	1,440	890	1,700	133
FLX 3960P.632	22.2	41.3	25.4	3 x 3,440	1 x 800	2,130	1,065	1,230	470	2,610	1,440	890	2,700	190
FLX 4420P.632	22.2	41.3	25.4	3 x 3,440	1 x 800	2,130	1,065	1,230	470	2,610	1,440	890	2,700	211
FLX 4880P.632	22.2	41.3	25.4	3 x 3,440	1 x 800	2,130	1,065	1,230	470	2,610	1,440	890	2,700	233
FLX 5260P.633	28.6	41.3	25.4	3 x 4,410	1 x 1,060	2,829	943	1,230	470	3,310	1,440	890	3,400	255
FLX 6110P.633	28.6	41.3	25.4	3 x 4,410	1 x 1,060	2,829	943	1,230	470	3,310	1,440	890	3,400	283
FLX 6920P.633	28.6	41.3	25.4	3 x 4,410	1 x 1,060	2,829	943	1,230	470	3,310	1,440	890	3,400	312

*Packed Dimensions / Weight



Additional Information

Example

Application: Poultry Chiller Room

Type of Refrigerant: R134A

Calculated Cooling Capacity: 21.1 kW (Inclusive of the fan and heater load)

Required Room Temperature: 0°C

Required Room Humidity: 85%

Based on %RH Vs KTD Chart on Page 5, 6KTD is required to achieve 85% RH; thus

Evaporating Temperature (SST)=-6°C (Required Room Temp minus 6KTD)

Selection of the Eden G5 Unit Cooler as follows

- Refer to Chart & Table on Page 5 to determine the following:
 - Capacity Correction Factor : 1.06 (ET/SST Correction Factor -10°C→-6°C)
 - Refrigerant Capacity Multiplier = 0.975 (R22→R134A)
- Calculation of Required Cooling Capacity
 $21.1 \text{ kW} \div 1.06 \div 0.975 = 20.4 \text{ kW}$ (Inclusive of the fan and heater load)
- Calculate the unit cooler capacity needed at 6KTD (FLX....P rated at 6KTD)
 $20.4 \text{ kW} \div 6 \times 6 = 20.4 \text{ kW}$
- Hence **FLX 2120P.631** will be the selected unit cooler for the above application
 This means that **FLX 2120P.631** with rated capacity of 21.2kW for R22, 6KTD will have the capacity of
 $21.2 \text{ kW} \times 1.06 \times 0.975 \times 6 \div 6 = 21.9 \text{ kW}$ (For R134A, 6KTD, ET = -6°C, RH=85%)

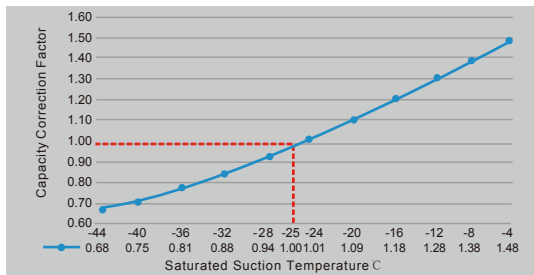
Technical Data

FLX - Low Temperature Unit Cooler

Electric Defrost 4FPI (6.35mm) Room Temperature -19°C

Model	Capacity				No. of Fans 630mm	Fan Data						
	R22		R404A / R507			Fan Motor			Fan Speed	Air Flow		Air Throw**
	ASHRAE (ET=-25°C, RT=-19°C)	EUROVENT SC3* (ET=-25°C, RT=-18°C)	ASHRAE (ET=-25°C, RT=-19°C)	EUROVENT SC3* (ET=-25°C, RT=-18°C)		(V/Ph/Hz)	(Watts)	(Amps)	(rpm)	(L/s)	(m³/h)	(m)
	Watts (6KTD)	Watts (7KTD)	Watts (6KTD)	Watts (7KTD)								
FLX 0960.631	9,600	11,760	9,490	11630	1	400/3/50	620	1.25	900	2,996	10,785	32
FLX 1330.631	13,300	16,290	13,150	16110	1	400/3/50	620	1.25	900	2,904	10,456	32
FLX 1710.631	17,100	20,950	16,910	20720	1	400/3/50	620	1.25	900	2,793	10,055	32
FLX 1920.631	19,200	23,520	18,990	23260	1	400/3/50	620	1.25	900	2,634	9,483	32
FLX 2570.632	25,700	31,480	25,420	31130	2	400/3/50	1,240	2.50	900	5,819	20,950	34
FLX 3130.632	31,300	38,340	30,960	37920	2	400/3/50	1,240	2.50	900	5,671	20,416	34
FLX 3550.632	35,500	43,490	35,110	43010	2	400/3/50	1,240	2.50	900	5,534	19,920	34
FLX 3900.633	39,000	47,780	38,570	47250	3	400/3/50	1,860	3.75	900	8,660	31,176	35
FLX 4720.633	47,200	57,820	46,680	57180	3	400/3/50	1,860	3.75	900	8,538	30,738	35
FLX 5230.633	52,300	64,070	51,720	63370	3	400/3/50	1,860	3.75	900	8,353	30,070	35

Application & Correction Factor Guideline



FLX Correction Chart

Refrigerant	Capacity Multiplier
R22 / R407F	1
R407B	0.950
R407C	0.930
R134A	0.975
R404A	0.989
R507	0.989
R448A	1.019
R449A	0.920

Capacity Ratings & Conditions

All Eden Heat Exchangers are tested in Accordance to ASHRAE Dry Box Standard (Recommended for Asia Usage)

ASHRAE Condition - Air Inlet Temperature = -19°C and Evaporating Temperature = -25°C

* EUROVENT Data is used for Comparison Purposes

* EUROVENT Data is based on SC3 Nominal Capacity

SC3 Condition - Air Inlet Temperature = -18°C and Evaporating Temperature = -25°C

** Air Throw indicated is the distance from the unit to the furthest point where an air velocity of 0.5m/s can still be measured

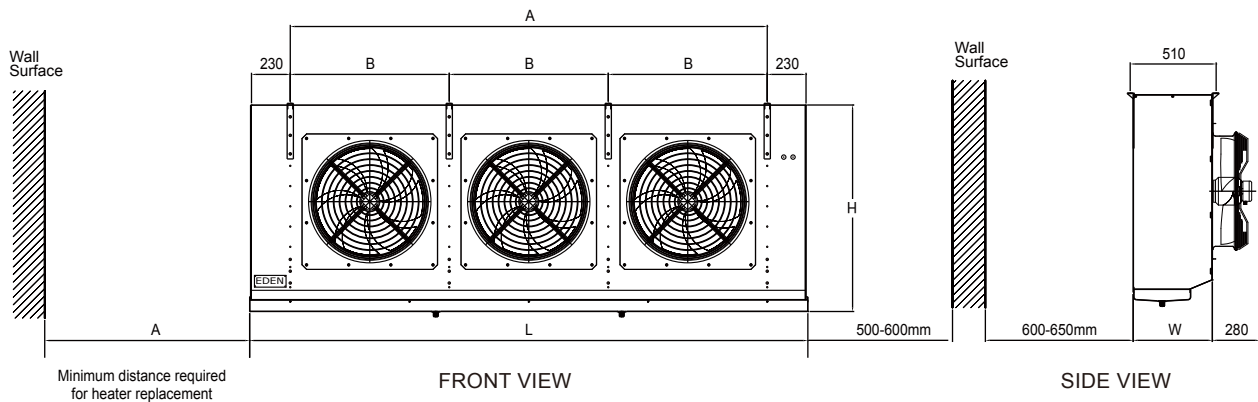
Technical Data

FLX - Low Temperature Unit Cooler

Electric Defrost 4FPI (6.35mm) Room Temperature -19°C

Model	Connection Details			Heater Details		Dimensional Details (mm)								Weight (Kg)*
	Connection (mm)			Coil Heater (Watts)	Drain Pan Heater (Watts)	A	B	H	W	L	H*	W*	L*	
	Liquid	Suction	Drain Pipe											
FLX 0960.631	15.8	28.6	25.4	5 x 1,590	1 x 800	1,130	-	1,230	470	1,610	1,440	890	1,700	99
FLX 1330.631	15.8	34.9	25.4	5 x 1,590	1 x 800	1,130	-	1,230	470	1,610	1,440	890	1,700	110
FLX 1710.631	19.0	34.9	25.4	5 x 1,590	1 x 800	1,130	-	1,230	470	1,610	1,440	890	1,700	122
FLX 1920.631	19.0	34.9	25.4	5 x 1,590	1 x 800	1,130	-	1,230	470	1,610	1,440	890	1,700	133
FLX 2570.632	22.2	41.3	25.4	5 x 3,440	1 x 800	2,130	1,065	1,230	470	2,610	1,440	890	2,700	189
FLX 3130.632	22.2	41.3	25.4	5 x 3,440	1 x 800	2,130	1,065	1,230	470	2,610	1,440	890	2,700	210
FLX 3550.632	22.2	41.3	25.4	5 x 3,440	1 x 800	2,130	1,065	1,230	470	2,610	1,440	890	2,700	231
FLX 3900.633	28.6	41.3	25.4	5 x 4,410	1 x 1,060	2,829	943	1,230	470	3,310	1,440	890	3,400	254
FLX 4720.633	28.6	41.3	25.4	5 x 4,410	1 x 1,060	2,829	943	1,230	470	3,310	1,440	890	3,400	282
FLX 5230.633	28.6	41.3	25.4	5 x 4,410	1 x 1,060	2,829	943	1,230	470	3,310	1,440	890	3,400	309

*Packed Dimensions / Weight



Additional Information

Example

Application: Ice Cream Freezer
 Type of Refrigerant: R404A
 Calculated Cooling Capacity: 19.3 kW (Inclusive of the fan and heater load)
 Required Room Temperature: -25°C
 Required KTD: 7KTD
 Evaporating Temperature (SST)=-32°C (Required Room Temp minus 7KTD)

Selection of the Eden G5 Unit Cooler as follows

- Refer to Chart & Table on Page 7 to determine the following:
 - Capacity Correction Factor: 0.88 (ET/SST Correction Factor -25°C→-32°C)
 - Refrigerant Capacity Multiplier: 0.989 (R22→R404A)
- Calculation of Required Cooling Capacity
 $19.3 \text{ kW} \div 0.88 \div 0.989 = 22.2 \text{ kW}$ (Inclusive of the fan and heater load)
- Calculate the unit cooler capacity needed at 6KTD (FLX rated at 6KTD)
 $22.2 \text{ kW} \div 7 \times 6 = 19 \text{ kW}$
- Hence **FLX 1920.631** will be the selected unit cooler for the above application
 This means that **FLX 1920.61** with rated capacity of 19.2kW for R22, 6KTD will have the capacity of
 $19.2 \text{ kW} \times 0.88 \times 0.989 \times 7 \div 6 = 19.5 \text{ kW}$ (For R404A, 7KTD, ET = -32°C)

Technical Data

FLX...G - Enhanced Low Temperature Unit Cooler

Electric Defrost Staggered Fin 2FPI/4FPI (12.7mm/6.35mm) Room Temperature -24°C

Model	Capacity				Fan Data							
	R22		R404A / R507		No. of Fans 630mm	Fan Motor			Fan Speed (rpm)	Air Flow		Air Throw*** (m)
	ASHRAE (ET=-30°C, RT=-24°C)	EUROVENT SC3* (ET=-25°C, RT=-18°C)	ASHRAE (ET=-30°C, RT=-24°C)	EUROVENT SC3* (ET=-25°C, RT=-18°C)		(V/Ph/Hz)	(Watts)	(Amps)		(L/s)	(m³/hr)	
	Watts (6KTD)	Watts (7KTD)	Watts (6KTD)	Watts (7KTD)								
FLX 1380G.631	13,800	18,600	13,650	18,400	1	400/3/50	620	1.25	900	2,793	10,055	32
FLX 1600G.631	16,000	21,560	15,820	21,320	1	400/3/50	620	1.25	900	2,634	9,483	32
FLX 2800G.632	28,000	37,730	27,690	37,310	2	400/3/50	1,240	2.50	900	5,671	20,416	34
FLX 3200G.632	32,000	43,120	31,650	42,650	2	400/3/50	1,240	2.50	900	5,534	19,920	34
FLX 4050G.633	40,500	54,570	40,050	53,970	3	400/3/50	1,860	3.75	900	8,538	30,738	35
FLX 4700G.633	47,000	63,330	46,480	62,630	3	400/3/50	1,860	3.75	900	8,353	30,070	35

FLX...G Capacity Correction Factor Guideline

ET/SST	-25°C	-30°C	-35°C	-40°C	-45°C
Factor	1.1	1	0.92	0.79	0.7

FLX...B- Semi Blast Freezing Unit Cooler

Electric Defrost Staggered Fin 2FPI/4FPI (12.7mm/6.35mm) Room Temperature -30°C

Model	Capacity				Fan Data							
	R22		R404A / R507		No. of Fans 630mm	Fan Motor			Fan Speed (rpm)	Air Flow		Air Throw*** (m)
	ASHRAE (ET=-35°C, RT=-30°C)	EUROVENT SC4** (ET=-31°C, RT=-25°C)	ASHRAE (ET=-35°C, RT=-30°C)	EUROVENT SC4** (ET=-31°C, RT=-25°C)		(V/Ph/Hz)	(Watts)	(Amps)		(L/s)	(m³/hr)	
	Watts (5KTD)	Watts (6KTD)	Watts (5KTD)	Watts (6KTD)								
FLX 1400B.631	14,000	18,160	13,850	17,960	1	400/3/50	2700	5	1330	4,111	14,800	33
FLX 1710B.631	17,100	22,180	16,910	21,940	1	400/3/50	2700	5	1330	3,889	14,000	33
FLX 2850B.632	28,500	36,960	28,190	36,550	2	400/3/50	5400	10	1330	8,000	28,800	36
FLX 3400B.632	34,000	44,090	33,630	43,610	2	400/3/50	5400	10	1330	7,778	28,000	36
FLX 3940B.633	39,400	51,100	38,970	50,540	3	400/3/50	8100	15	1330	12,361	44,500	38
FLX 4750B.633	47,500	61,600	46,980	60,920	3	400/3/50	8100	15	1330	11,667	42,000	38

FLX...B Capacity Correction Factor Guideline

ET/SST	-30°C	-35°C	-40°C	-45°C	-50°C
Factor	1.08	1	0.85	0.75	0.66

Suitable for -25°C to -45°C Room Temperature Application

Capacity Ratings & Conditions

All Eden Heat Exchangers are tested in Accordance to ASHRAE Dry Box Standard (Recommended for Asia Usage)

* **EUROVENT Data is used for Comparison Purposes**

* EUROVENT Data is based on SC3 Nominal Capacity

SC3 Condition - Air Inlet Temperature = -18°C and Evaporating Temperature = -25°C

** EUROVENT Data is based on SC4 Nominal Capacity

SC4 Condition - Air Inlet Temperature = -25°C and Evaporating Temperature = -31°C

*** Air Throw indicated is the distance from the unit to the furthest point where an air velocity of 0.5m/s can still be measured

Technical Data

FLX....G - Enhanced Low Temperature Unit Cooler

Electric Defrost Staggered Fin 2FPI/4FPI (12.7mm/6.35mm) Room Temperature -24°C

Model	Connection Details			Heater Details		Dimensional Details (mm)							Weight (Kg)*	
	Connection (mm)			Coil Heater (Watts)	Drain Pan Heater (Watts)	A	B	H	W	L	H*	W*		L*
	Liquid	Suction	Drain Pipe											
FLX 1380G.631	19.0	34.9	25.4	5 x 1,590	1 x 800	1,130	-	1,230	470	1,610	1,440	890	1,700	122
FLX 1600G.631	19.0	34.9	25.4	5 x 1,590	1 x 800	1,130	-	1,230	470	1,610	1,440	890	1,700	133
FLX 2800G.632	22.2	41.3	25.4	5 x 3,440	1 x 800	2,130	1,065	1,230	470	2,610	1,440	890	2,700	210
FLX 3200G.632	22.2	41.3	25.4	5 x 3,440	1 x 800	2,130	1,065	1,230	470	2,610	1,440	890	2,700	231
FLX 4050G.633	28.6	41.3	25.4	5 x 4,410	1 x 1,060	2,829	943	1,230	470	3,310	1,440	890	3,400	282
FLX 4700G.633	28.6	41.3	25.4	5 x 4,410	1 x 1,060	2,829	943	1,230	470	3,310	1,440	890	3,400	309

FLX....B- Semi Blast Freezing Unit Cooler

Electric Defrost Staggered Fin 2FPI/4FPI (12.7mm/6.35mm) Room Temperature -30°C

Model	Connection Details			Heater Details		Dimensional Details (mm)							Weight (Kg)*	
	Connection (mm)			Coil Heater (Watts)	Drain Pan Heater (Watts)	A	B	H	W	L	H*	W*		L*
	Liquid	Suction	Drain Pipe											
FLX 1400B.631	19.0	34.9	25.4	5 x 1,590	1 x 800	1,130	-	1,230	470	1,610	1,440	890	1,700	139
FLX 1710B.631	19.0	34.9	25.4	5 x 1,590	1 x 800	1,130	-	1,230	470	1,610	1,440	890	1,700	150
FLX 2850B.632	22.2	41.3	25.4	5 x 3,440	1 x 800	2,130	1,065	1,230	470	2,610	1,440	890	2,700	244
FLX 3400B.632	22.2	41.3	25.4	5 x 3,440	1 x 800	2,130	1,065	1,230	470	2,610	1,440	890	2,700	265
FLX 3940B.633	28.6	41.3	25.4	5 x 4,410	1 x 1,060	2,829	943	1,230	470	3,310	1,440	890	3,400	333
FLX 4750B.633	28.6	41.3	25.4	5 x 4,410	1 x 1,060	2,829	943	1,230	470	3,310	1,440	890	3,400	360

*Packed Dimensions / Weight

